



Department of Local Government,
Industry Regulation and Safety
WorkSafe



Training courses for health
and safety representatives

Annual report

2023–24





Contents

Introduction.....	3
Number of HSRs trained	3
Number of HSRs trained by region.....	5
Number of HSR courses conducted by region	6
Number of HSRs trained by industry.....	7
Number of HSRs trained by occupational categories.....	9
Accredited providers.....	10



Reference

The recommended reference for this publication is:
Work Health and Safety Commission (2025). Training
courses for health and safety representatives 2022–23,
Department of Local Government, Industry Regulation
and Safety, Western Australia, 10 pp.

© Government of Western Australia (Department of
Local Government, Industry Regulation and Safety) 2025

Introduction

The Work Health and Safety Commission requires each provider of an accredited training course (the training) for health and safety representatives (HSRs) to submit an annual report of the delivery of courses for the year ending the preceding 30 June.

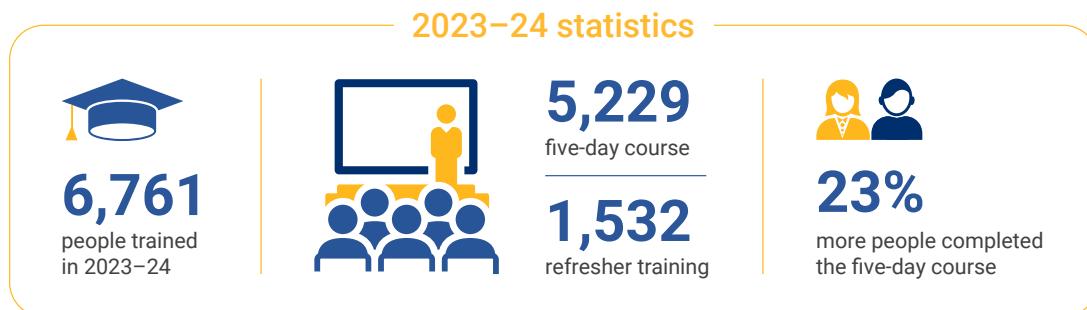
Consolidated information from 33 providers has been used to complete the figures in this report. Many values in this publication have been rounded. As such, percentages may not add up to 100 per cent.

Number of HSRs trained

There were 6,761 people trained in 2023–24, with 5,229 in the five-day course and 1,532 undertaking refresher training.

HSR refresher training was introduced in 2022–23 following the proclamation of the *Work Health and Safety Act 2020* in March 2022. The refresher training numbers in 2022–23 represent a partial year intake of participants.

In 2023–24, 23 per cent more people completed the five-day course than in the previous four years (averaged).



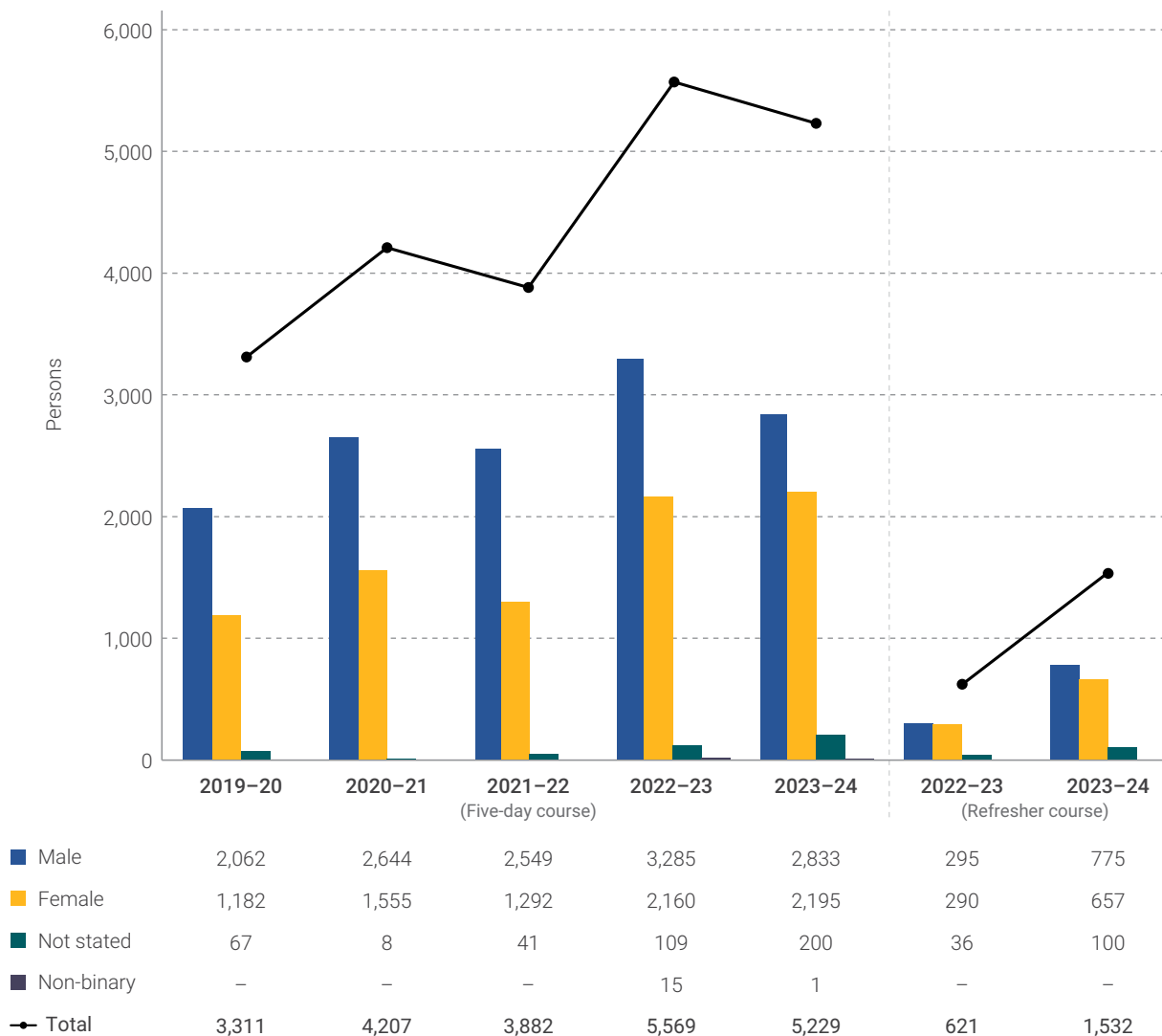


Figure 1 Number of HSRs trained by year and gender, five-day and refresher courses



16 people trained between 2022-23 to 2023-24 identified as non-binary

Note: non-binary was first offered as a gender option in 2022-23



Male 59%



Female 38%

Not stated 3%



Non-binary <1%

Figure 2 Gender of HSRs trained in 2019-20 to 2023-24

Number of HSRs trained by region

The numbers of participants fell in both metropolitan and regional areas from 2022–23, but participants with region not stated increased by 76 per cent. Regional participants continue to outnumber metropolitan participants in the five-day course.

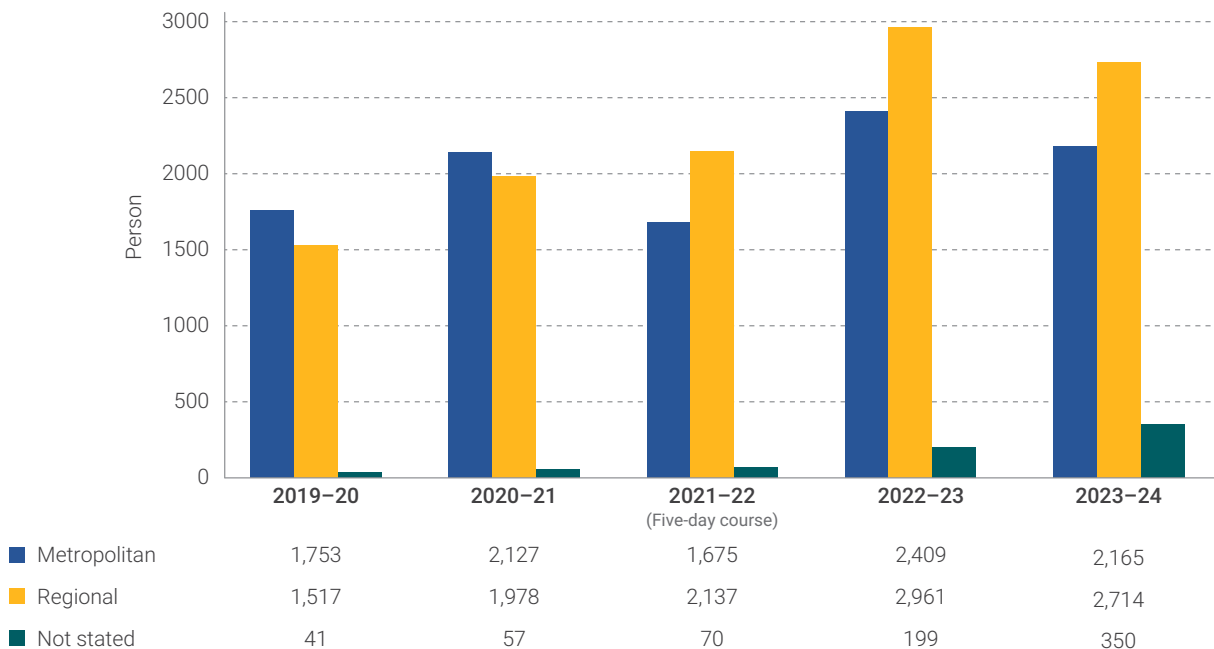


Figure 3 Number and proportion of HSRs trained by year and region, five-day course

The opposite picture can be seen in the refresher course, with 54 per cent of participants attending in the metropolitan area, compared to 41 per cent in regional areas and 5 per cent unidentified by location.

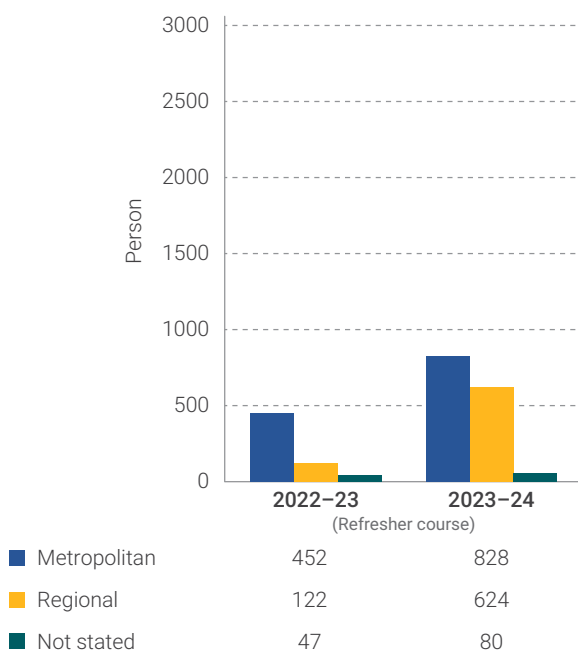


Figure 4 Number and proportion of persons trained by region, refresher course

Number of HSR courses conducted by region

A total of 602 training courses were conducted in 2023–24, with 406 being the five-day course and 196, the refresher training. The total number of training courses decreased by 40 per cent from 2022–23.

A majority of the five-day and refresher courses were held in the metropolitan area.

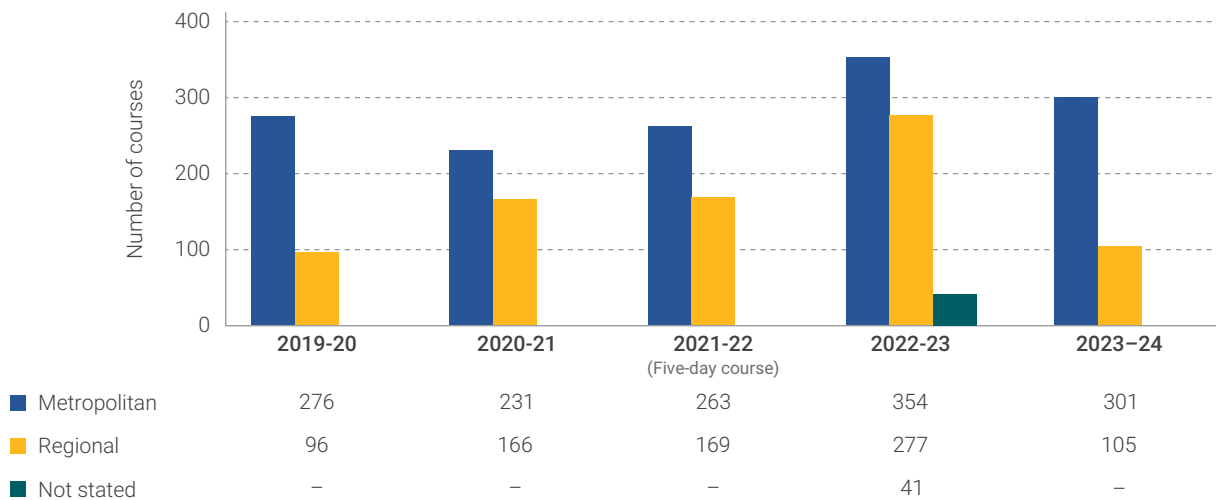


Figure 5 Number and proportion of courses by year and region, five-day course

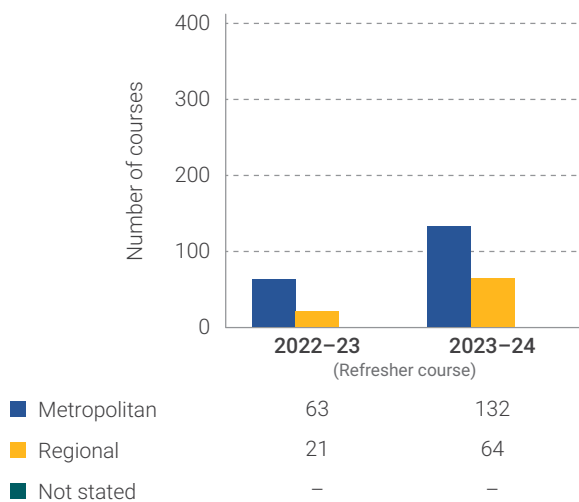


Figure 6 Number and proportion of courses by year and region, refresher course

Number of HSRs trained by industry

The largest number of HSRs undertaking the five-day course were employed in *Mines Safety* representing 36 per cent of all persons trained, with *Health care and social assistance*, *Education and training*, *Public administration and training*, and *Other services* comprising around one third of general industries.

Most of the industry categories increased in numbers from the previous year, but *Mines Safety*, *Public administration and Safety*, *Administrative and support services* and *Seafarers* lowered in numbers.

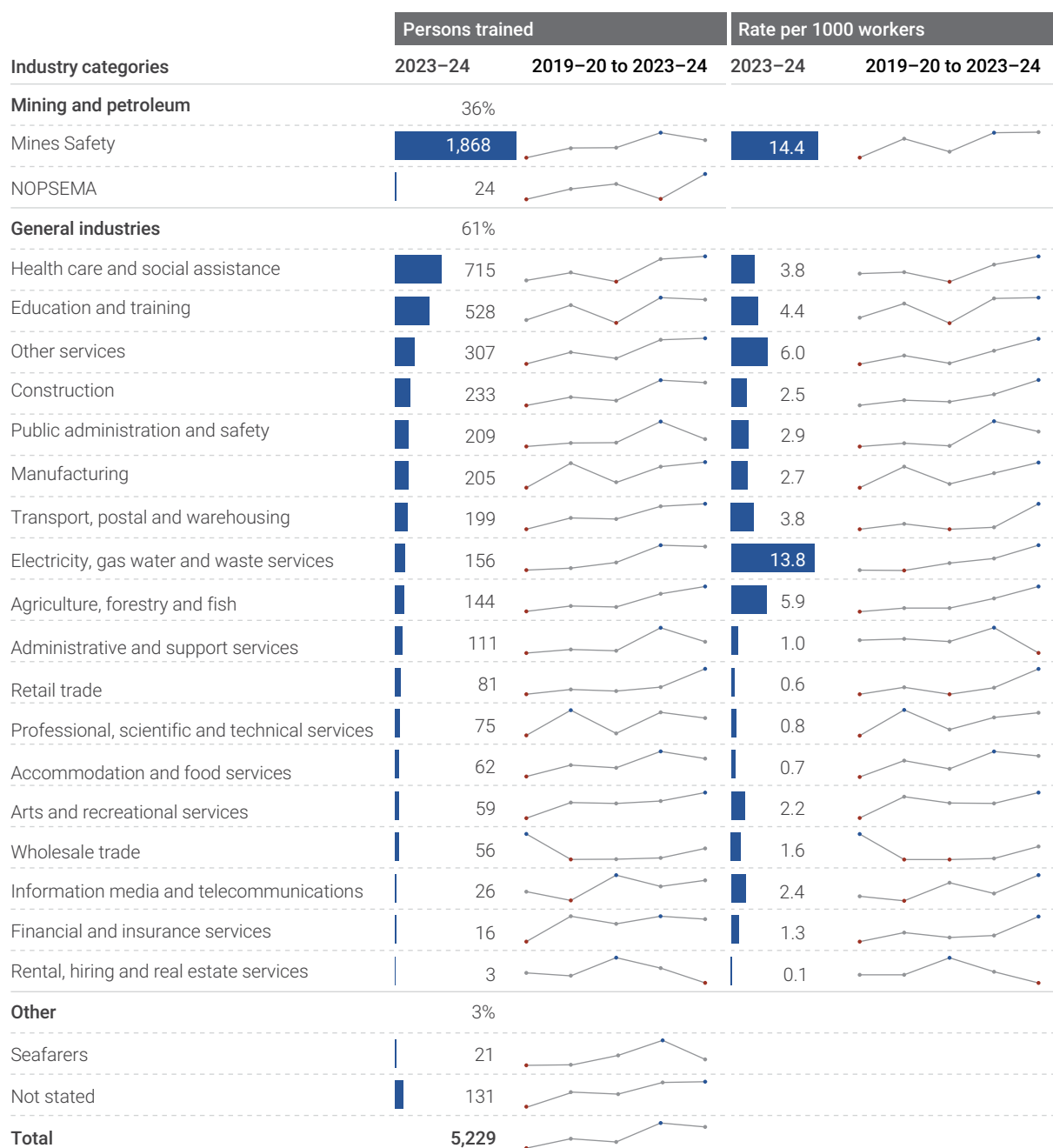


Figure 7 Number of persons trained and rate per 1,000 workers by industry, five-day course

Note: the number of workers has been extracted from the SafeWork Australia denominator data and represents an average number of workers employed during 2021-22 for each industry division in Western Australia. Worker data for Mines Safety is extracted from data reported to the department.

The refresher course shows a different picture, with almost similar proportion of attendance for *Mines Safety* and *Health care and social assistance* attending the refresher course.

		Persons trained 2023–24					
Industry categories		Five-day course			Refresher course		
Mining and petroleum							
Mines Safety	1,868	36%	<div></div>	401	26%	<div></div>	
NOPSEMA	24	0%	<div></div>	1	0%	<div></div>	
General industries							
Health care and social assistance	349	23%	<div></div>	715	14%	<div></div>	
Education and training	183	12%	<div></div>	528	10%	<div></div>	
Other services	91	6%	<div></div>	307	6%	<div></div>	
Construction	25	2%	<div></div>	233	4%	<div></div>	
Public administration and safety	56	4%	<div></div>	209	4%	<div></div>	
Manufacturing	59	4%	<div></div>	205	4%	<div></div>	
Transport, postal and warehousing	66	4%	<div></div>	199	4%	<div></div>	
Electricity, gas water and waste services	64	4%	<div></div>	156	3%	<div></div>	
Agriculture, forestry and fish	30	2%	<div></div>	144	3%	<div></div>	
Administrative and support services	43	3%	<div></div>	111	2%	<div></div>	
Retail trade	11	1%	<div></div>	81	2%	<div></div>	
Professional, scientific and technical services	43	3%	<div></div>	75	1%	<div></div>	
Accommodation and food services	11	1%	<div></div>	62	1%	<div></div>	
Arts and recreational services	13	1%	<div></div>	59	1%	<div></div>	
Wholesale trade	2	0%	<div></div>	56	1%	<div></div>	
Information media and telecommunications	6	0%	<div></div>	26	0%	<div></div>	
Financial and insurance services	2	0%	<div></div>	16	0%	<div></div>	
Rental, hiring and real estate services	1	0%	<div></div>	3	0%	<div></div>	
Other							
Seafarers	21	0%	<div></div>	1	0%	<div></div>	
Not stated	131	3%	<div></div>	74	5%	<div></div>	
Total	5,229	100%		1,532	100%		

Figure 8 Number and proportion of persons trained by industry and course type for 2023–24

Number of HSRs trained by occupational categories

As with previous years, *Plant and machine operators*, *Professionals* and *Tradespersons* represent the highest percentage of HSRs trained and *Salespersons and personal service workers*, the lowest.

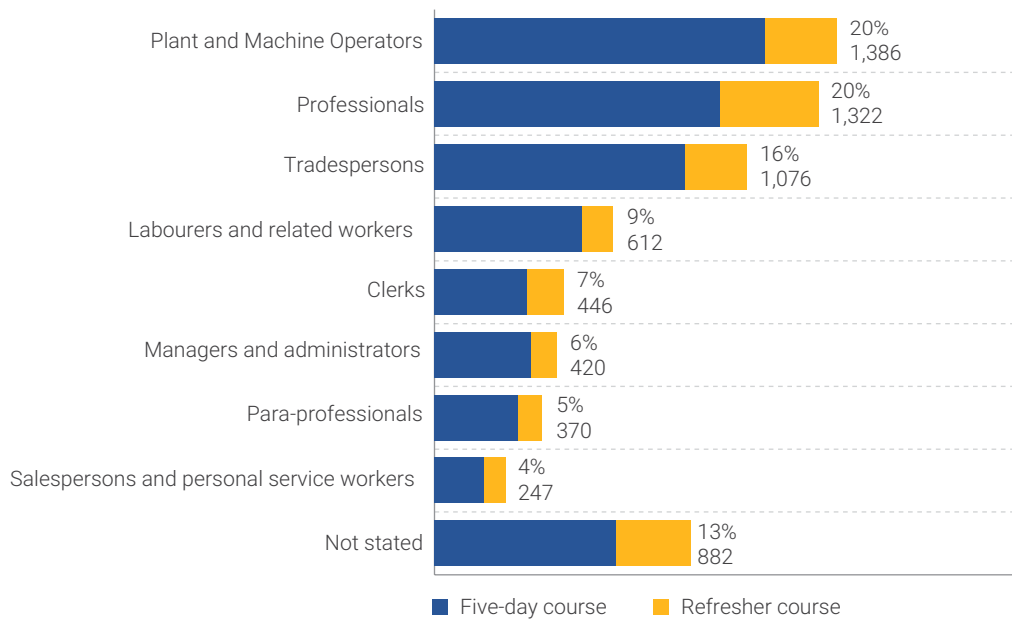


Figure 9 Number of persons trained by occupation and course type

Accredited providers

In 2023–24, a total of 33 registered training organisations were accredited to provide training.

Not all providers are accredited to provide both course types, with 32 accredited for the five-day course and 21 for the refresher training.

A third of the accredited providers had not provided any five-day courses and almost one-fifth of the providers did not provide refresher training in 2023–24.

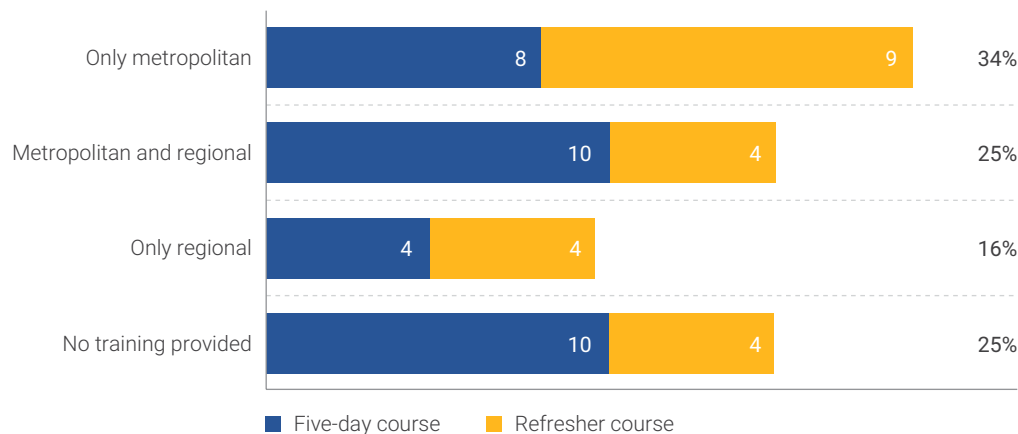


Figure 10 Proportion of accredited providers providing courses by region and course type

HSR training providers

HSR training can only be undertaken with an approved training provider. Training providers are approved by the Work Health and Safety Commission in accordance with the *Work Health and Safety Act 2020*.

To see a list of Work Health and Safety Commission approved training providers visit our website: <https://hsrmatters.safetyline.wa.gov.au/rto/s/five-day-course-training-providers>

The State of Western Australia supports and encourages the dissemination and exchange of its information. The copyright in this publication is licensed under a Creative Commons Attribution 4.0 International (CC BY) licence.



Under this licence, with the exception of the Government of Western Australia Coat of Arms, the Commission's logo, any material protected by a trade mark or licence and where otherwise noted, you are free, without having to seek our permission, to use this publication in accordance with the licence terms.

We also request that you observe and retain any copyright or related notices that may accompany this material as part of the attribution. This is also a requirement of the Creative Commons Licences.

For more information on this licence, visit creativecommons.org/licenses/by/4.0/legalcode

Department of Local Government, Industry Regulation and Safety

WorkSafe Western Australia
303 Sevenoaks Street, Cannington
Whadjuk Noongar Country
Western Australia 6107

Telephone: 1300 307 877

NRS: 13 36 77

Email: WHSCommission@lgirs.wa.gov.au

Website: www.worksafe.wa.gov.au