



Department of Local Government,
Industry Regulation and Safety
WorkSafe



WHSC
WORK HEALTH AND
SAFETY COMMISSION

Training courses for health
and safety representatives

Annual report

2024–25





Contents

Introduction.....	3
Number of HSRs trained	3
Number of HSRs trained by region.....	5
Number of HSR courses conducted by region	6
Number of HSRs trained by industry.....	7
Number of HSRs trained by occupational categories.....	9
Accredited providers.....	10



Reference

The recommended reference for this publication is:
Work Health and Safety Commission (2025). Training
courses for health and safety representatives 2024–25,
Department of Local Government, Industry Regulation
and Safety, Western Australia, 10 pp.

© Government of Western Australia (Department of
Local Government, Industry Regulation and Safety) 2025

Introduction

The Work Health and Safety Commission requires each provider of an accredited training course (the training) for health and safety representatives (HSRs) to submit an annual report of the delivery of courses for the year ending the preceding 30 June.

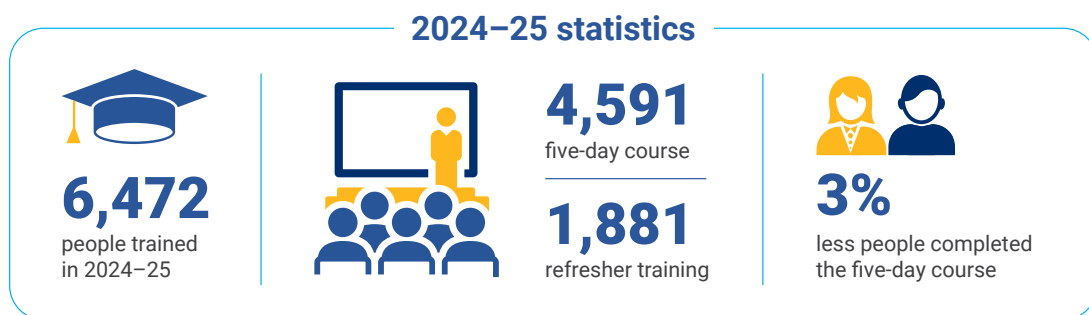
Consolidated information from 31 providers has been used to complete the figures in this report. Many values in this publication have been rounded. As such, percentages may not add up to 100 per cent.

Number of HSRs trained

There were 6,472 people trained in 2024–25, with 4,591 in the five-day course and 1,881 undertaking refresher training.

HSR refresher training was introduced in 2022–23 following the proclamation of the *Work Health and Safety Act 2020* in March 2022. The refresher training numbers in 2022–23 represent a partial year intake of participants.

In 2024–25, 3 per cent less people completed the five-day course than in the previous four years (averaged).



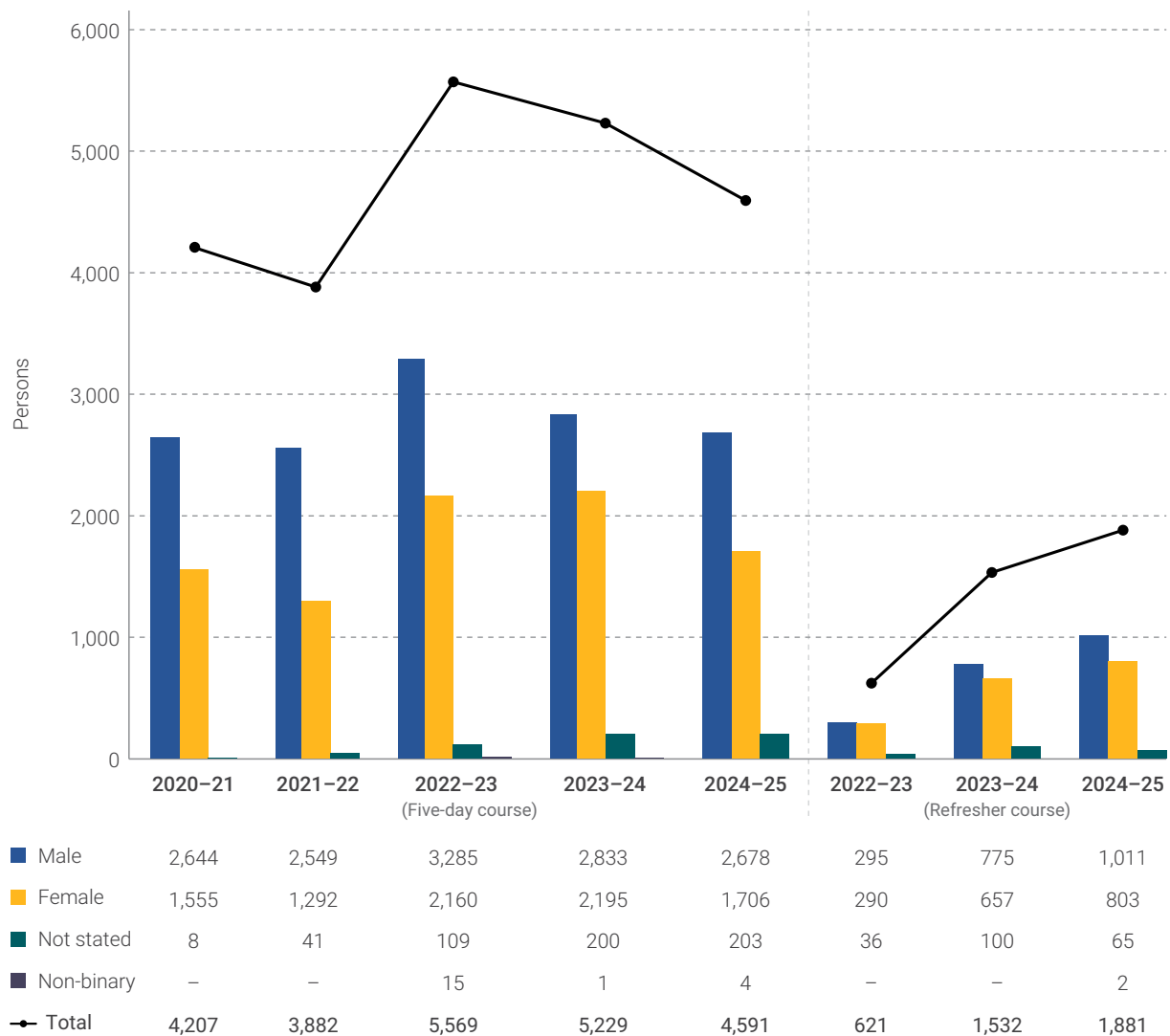


Figure 1 Number of HSRs trained by year and gender, five-day and refresher courses

♂ 22 people trained between 2022-23 to 2024-25 identified as non-binary
 ♀ Note: non-binary was first offered as a gender option in 2022-23

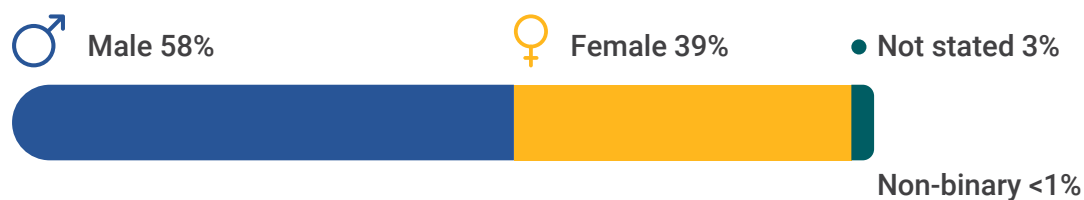


Figure 2 Gender of HSRs trained in 2020-21 to 2024-25

Number of HSRs trained by region

The number of five-day course participants fell in the metropolitan region from 2023–24 to 2024–25 by 16 per cent. Regional participants also dipped in 2024–25 but continue to be greater than metropolitan participants in the five-day course.

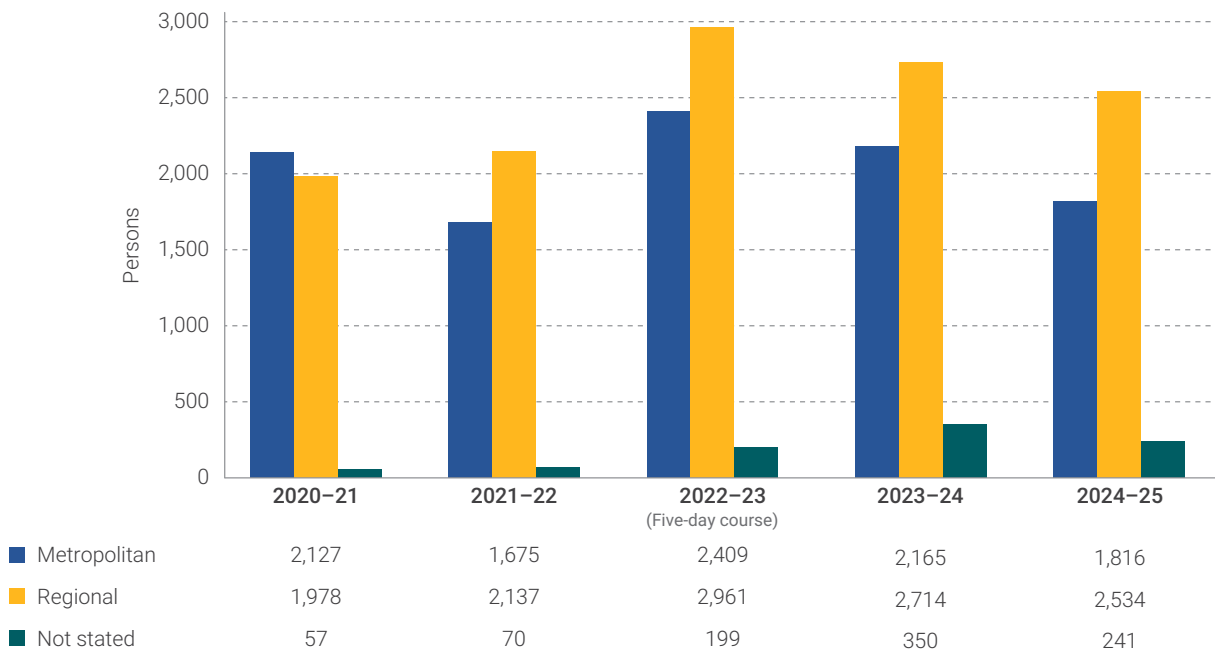


Figure 3 Number and proportion of HSRs trained by year and region, five-day course

The opposite picture can be seen in the refresher course, with 51 per cent of participants attending in the metropolitan area, compared to 44 per cent in regional areas.

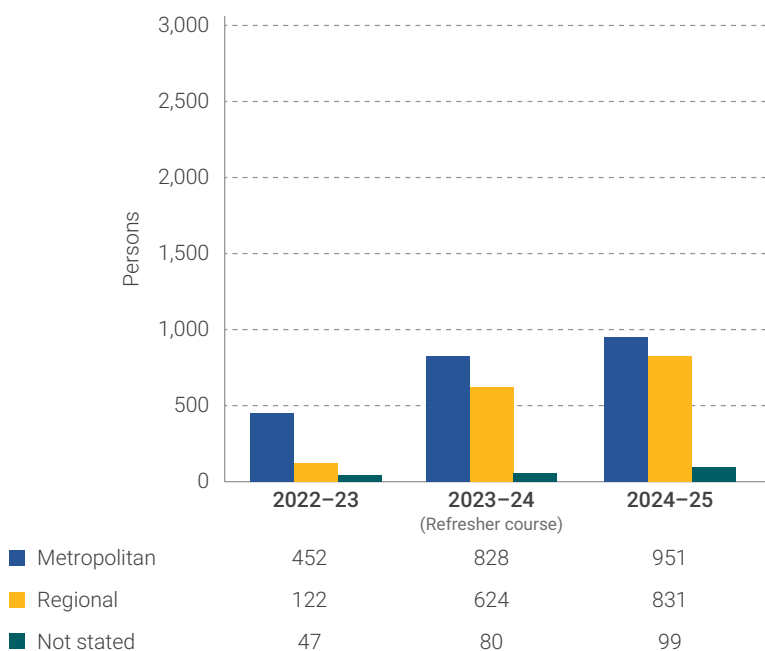


Figure 4 Number and proportion of persons trained by region, refresher course

Number of HSR courses conducted by region

A total of 769 training courses were conducted in 2024–25, with 513 being the five-day course and 256 the refresher training. The total number of training courses increased by 28 per cent from last year.

A majority of the five-day and refresher courses were held in the metropolitan area.

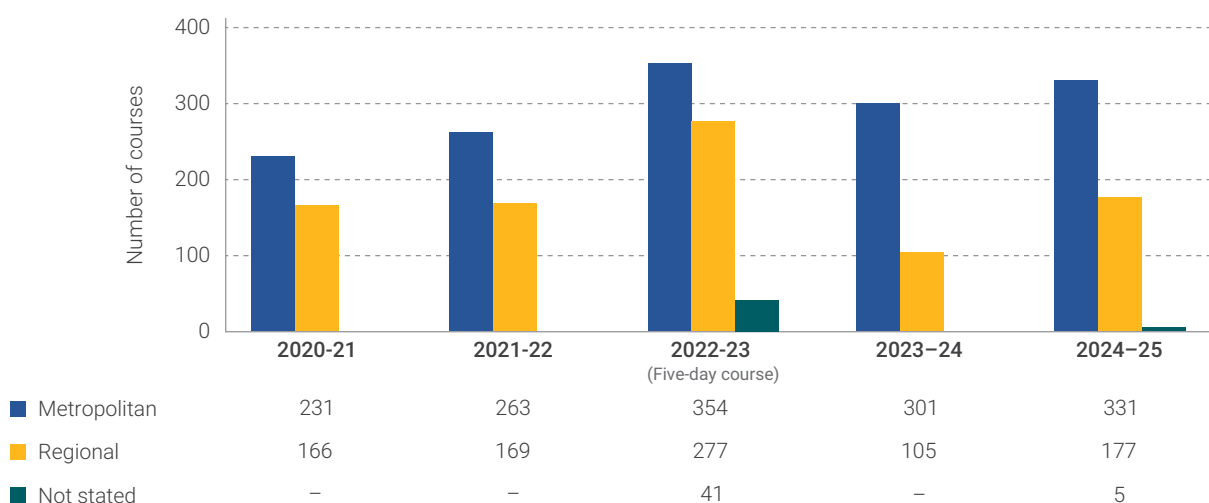


Figure 5 Number and proportion of courses by year and region, five-day course

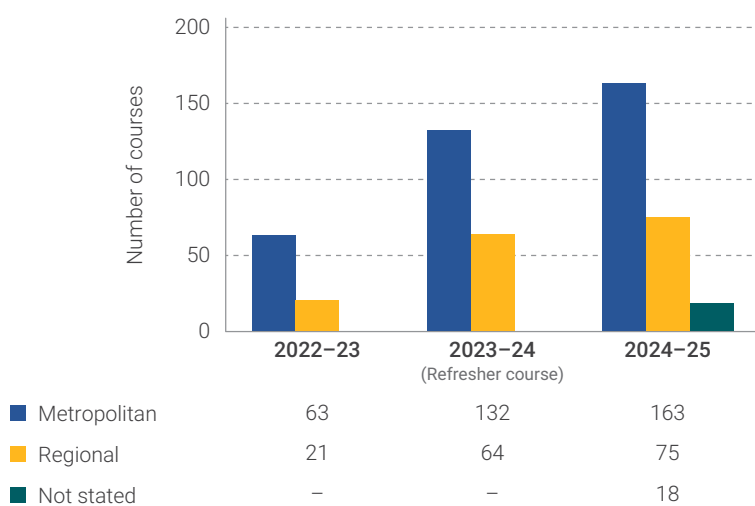


Figure 6 Number and proportion of courses by year and region, refresher course

Number of HSRs trained by industry

The largest number of HSRs undertaking the five-day course were employed in *Mining and petroleum* representing 41 per cent of all persons trained, with *Health care and social assistance, Education and training, and Other services* comprising around two-thirds of all industries.

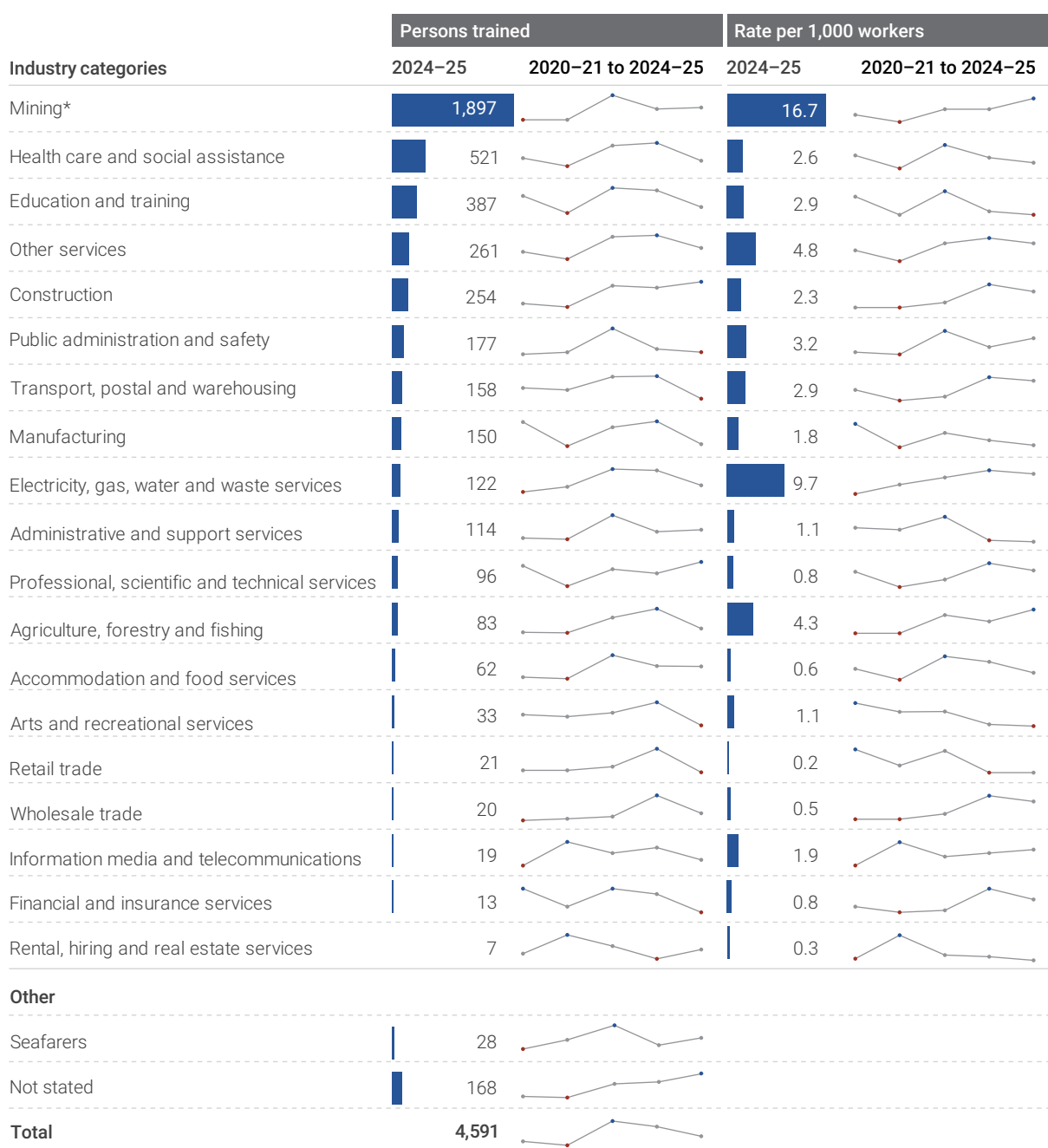


Figure 7 Number of persons trained and rate per 1,000 workers by industry, five-day course

* Mining industry includes petroleum and National Offshore Petroleum Safety and Environmental Management Authority (NOPSEMA).

Persons trained 2024–25						
Industry categories	Five-day course			Refresher course		
Mining*	1,897	41%	<div></div>	592	31%	<div></div>
Health care and social assistance	521	11%	<div></div>	334	18%	<div></div>
Education and training	387	8%	<div></div>	281	15%	<div></div>
Other services	261	6%	<div></div>	90	5%	<div></div>
Construction	254	6%	<div></div>	55	3%	<div></div>
Public administration and safety	177	4%	<div></div>	30	2%	<div></div>
Transport, postal and warehousing	158	3%	<div></div>	45	2%	<div></div>
Manufacturing	150	3%	<div></div>	85	5%	<div></div>
Electricity, gas, water and waste services	122	3%	<div></div>	54	3%	<div></div>
Administrative and support services	114	2%	<div></div>	44	2%	<div></div>
Professional, scientific and technical services	96	2%	<div></div>	45	2%	<div></div>
Agriculture, forestry and fishing	83	2%	<div></div>	46	2%	<div></div>
Accommodation and food services	62	1%	<div></div>	6	< 1%	<div></div>
Arts and recreational services	33	1%	<div></div>	21	1%	<div></div>
Retail trade	21	< 1%	<div></div>	7	< 1%	<div></div>
Wholesale trade	20	< 1%	<div></div>	22	1%	<div></div>
Information media and telecommunications	19	< 1%	<div></div>	6	< 1%	<div></div>
Financial and insurance services	13	< 1%	<div></div>	4	< 1%	<div></div>
Rental, hiring and real estate services	7	< 1%	<div></div>	10	1%	<div></div>
Other						
Seafarers	28	1%	<div></div>	65	3%	<div></div>
Not stated	168	4%	<div></div>	39	2%	<div></div>
Total	4,591	100%		1,881	100%	

Figure 8 Number and proportion of persons trained by industry and course type for 2024–25

* Mining industry includes petroleum and National Offshore Petroleum Safety and Environmental Management Authority (NOPSEMA).

Number of HSRs trained by occupational categories

Plant and machine operators, Professionals and Tradespersons represent the highest percentage of HSRs trained and Salespersons and personal service workers, the lowest.

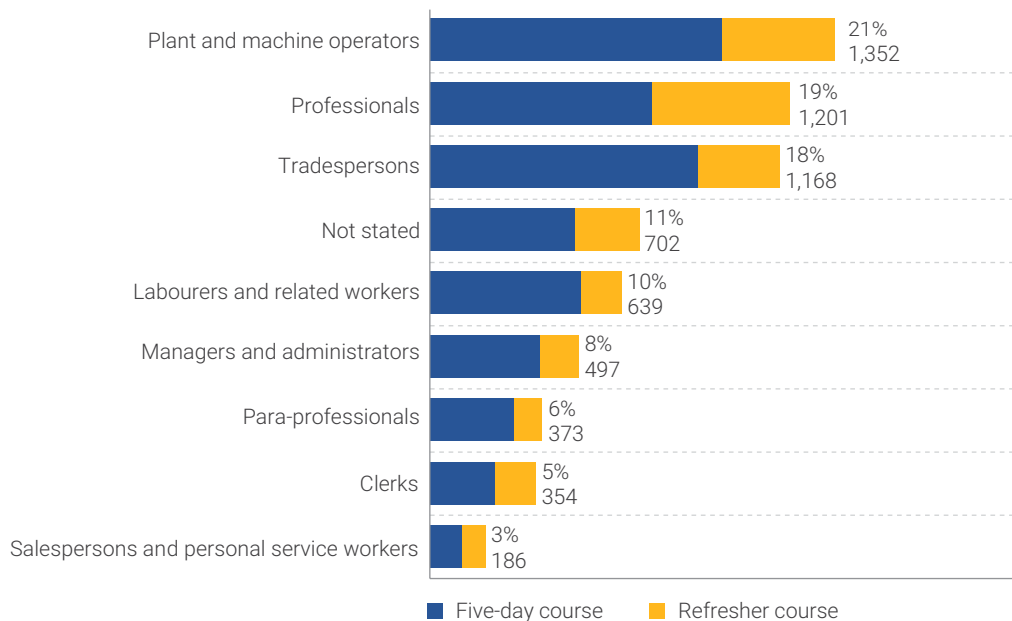


Figure 9 Number of persons trained by occupation and course type

Accredited providers

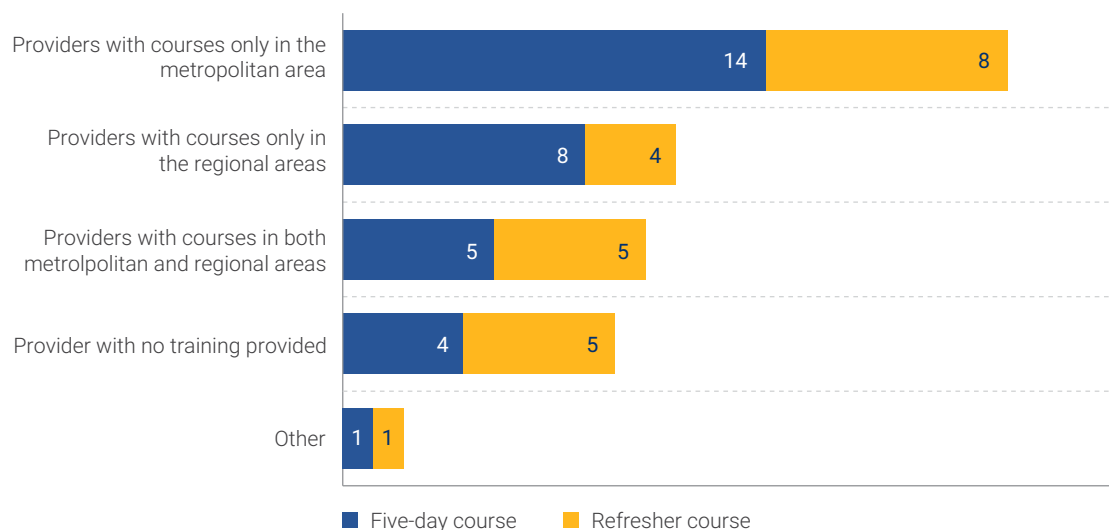


Figure 10 Proportion of accredited providers providing courses by region and course type

HSR training providers

Health and safety representative training can only be undertaken with an approved training provider. Training providers are approved by the Work Health and Safety Commission in accordance with the *Work Health and Safety Act 2020*.

To see a list of Work Health and Safety Commission approved training providers visit our website: <https://hsmatters.safetyline.wa.gov.au/rto5/five-day-course-training-providers>

The State of Western Australia supports and encourages the dissemination and exchange of its information. The copyright in this publication is licensed under a Creative Commons Attribution 4.0 International (CC BY) licence.



Under this licence, with the exception of the Government of Western Australia Coat of Arms, the Commission's logo, any material protected by a trade mark or licence and where otherwise noted, you are free, without having to seek our permission, to use this publication in accordance with the licence terms.

We also request that you observe and retain any copyright or related notices that may accompany this material as part of the attribution. This is also a requirement of the Creative Commons Licences.

For more information on this licence, visit creativecommons.org/licenses/by/4.0/legalcode

**Department of Local Government,
Industry Regulation and Safety**

WorkSafe Western Australia
303 Sevenoaks Street, Cannington
Whadjuk Noongar Country
Western Australia 6107

Telephone: 1300 307 877

NRS: 13 36 77

Email: WHSCommission@lgirs.wa.gov.au

Website: www.worksafe.wa.gov.au